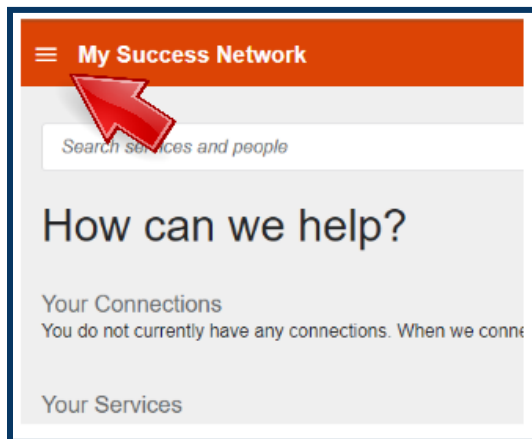
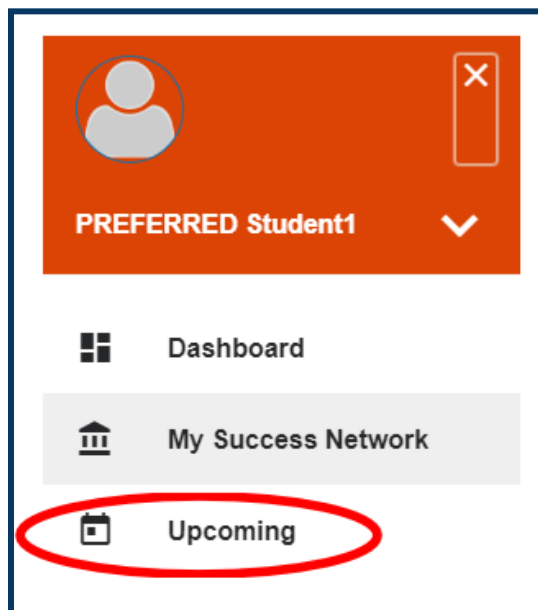


How do I connect to my online session?

- 1) Access [Orange Connect](#).
- 2) **Log in** with your SUNY Orange email and password.
- 3) **Click** the hamburger menu button to reveal the sidebar.

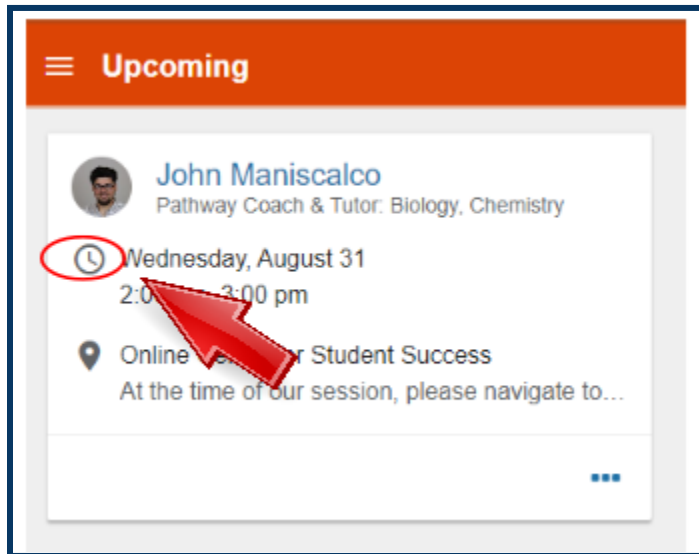


- 5) Select **Upcoming** to view your appointments.

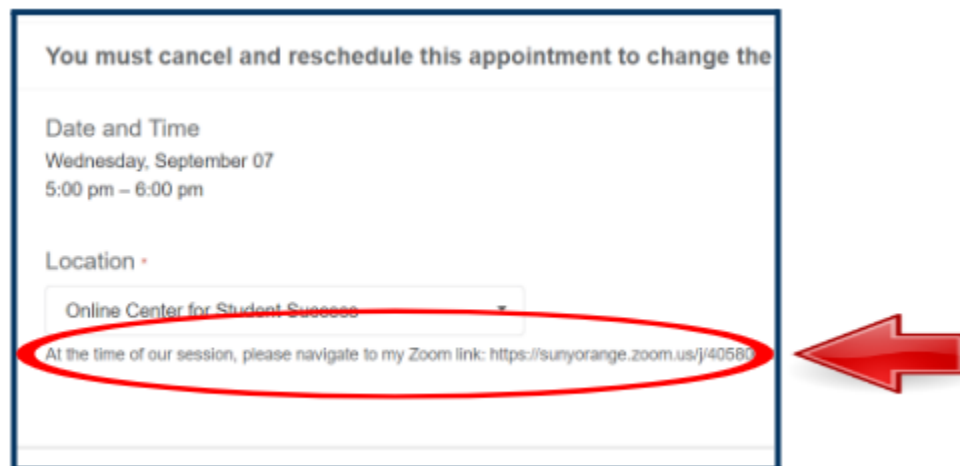


How do I connect to my online session?

6) Click the **clock icon** of your current appointment.



7) You can find the **Zoom Link** in the bottom left. **Copy and paste** it into your address bar.



8) Please be patient while your tutor admits you from their waiting room.

9) These steps are **the same** for each of your **online tutoring sessions** with us.

If you encounter any technical difficulties when trying to connect to your session, please contact us!